

Алматы (727)345-47-04
Ангарск (3955)60-70-56
Архангельск (8182)63-90-72
Астрахань (8512)99-46-04
Барнаул (3852)73-04-60
Белгород (4722)40-23-64
Благовещенск (4162)22-76-07
Брянск (4832)59-03-52
Владивосток (423)249-28-31
Владикавказ (8672)28-90-48
Владимир (4922)49-43-18
Волгоград (844)278-03-48
Вологда (8172)26-41-59
Воронеж (473)204-51-73
Екатеринбург (343)384-55-89

Иваново (4932)77-34-06
Ижевск (3412)26-03-58
Иркутск (395)279-98-46
Казань (843)206-01-48
Калининград (4012)72-03-81
Калуга (4842)92-23-67
Кемерово (3842)65-04-62
Киров (8332)68-02-04
Коломна (4966)23-41-49
Кострома (4942)77-07-48
Краснодар (861)203-40-90
Красноярск (391)204-63-61
Курск (4712)77-13-04
Курган (3522)50-90-47
Липецк (4742)52-20-81

Магнитогорск (3519)55-03-13
Москва (495)268-04-70
Мурманск (8152)59-64-93
Набережные Челны (8552)20-53-41
Нижний Новгород (831)429-08-12
Новокузнецк (3843)20-46-81
Ноябрьск (3496)41-32-12
Новосибирск (383)227-86-73
Омск (3812)21-46-40
Орел (4862)44-53-42
Оренбург (3532)37-68-04
Пенза (8412)22-31-16
Петрозаводск (8142)55-98-37
Псков (8112)59-10-37
Пермь (342)205-81-47

Ростов-на-Дону (863)308-18-15
Рязань (4912)46-61-64
Самара (846)206-03-16
Санкт-Петербург (812)309-46-40
Саранск (8342)22-96-24
Саратов (845)249-38-78
Севастополь (8692)22-31-93
Симферополь (3652)67-13-56
Смоленск (4812)29-41-54
Сочи (862)225-72-31
Ставрополь (8652)20-65-13
Сургут (3462)77-98-35
Сыктывкар (8212)25-95-17
Тамбов (4752)50-40-97
Тверь (4822)63-31-35

Тольятти (8482)63-91-07
Томск (3822)98-41-53
Тула (4872)33-79-87
Тюмень (3452)66-21-18
Улан-Удэ (3012)59-97-51
Ульяновск (8422)24-23-59
Уфа (347)229-48-12
Хабаровск (4212)92-98-04
Чебоксары (8352)28-53-07
Челябинск (351)202-03-61
Череповец (8202)49-02-64
Чита (3022)38-34-83
Якутск (4112)23-90-97
Ярославль (4852)69-52-93

Россия +7(495)268-04-70

Казахстан +7(727)345-47-04

Беларусь +(375)257-127-884

Узбекистан +998(71)205-18-59

Киргизия +996(312)96-26-47

<https://tongyang.nt-rt.ru> || tgd@nt-rt.ru

КАТАЛОГ





通江洗涤机械
TONGJIANG WASHING MACHINE



◆ GX工业洗衣机系列

GX industrial washing machine series

GX水洗衣机系列

GX washing machine series



200Kg-300Kg工业洗衣机
200Kg-300Kg Industrial Washing Machine



400Kg工业洗衣机
400Kg Industrial Washing Machine



20Kg-70Kg工业洗衣机、水洗机
20Kg-70Kg Industrial Washing Machine/Washing Machine



100Kg-150Kg工业洗衣机、水洗机
100Kg-150Kg Industrial Washing Machine/Washing Machine

主要特点

- 采用卧式滚筒型，内外筒均采用优质不锈钢板精制而成，平整光亮、耐腐蚀，对织物的磨损小且无损伤，机器使用寿命长；
- 内筒门盖均装有不锈钢安全锁紧机构，外筒门盖设有电器互锁装置，运转安全可靠；
- 采用三角胶带传动，振动小、运转平稳、经久耐用。

Main Features

- * Adopting the horizontal cylinder type, the internal and external section are made of high quality stainless steel, level it bright, able to bear comoding, high wear resistance and not damage it, long performance life.
- * There are incorporated lock on the inner door and electronic interlock on the shell door. It is safe and reliable in running.
- * Be driven with belt, small vibration, turn round steady, durable.

□ 洗衣机主要技术参数 Main Technical Parameter

型号	Type	GX-10	GX-15	GX-20	GX-30	GX-50	GX-70	GX-100	GX-150	GX-200	GX-250	GX-300	GX-400
最大洗涤量 (kg)	Max washing capacity	10	15	20	30	50	70	100	150	200	250	300	400
滚筒尺寸(mm) (内径 × 长度)	Drum dimensions	φ480 × 600	φ540 × 680	φ600 × 700	φ660 × 800	φ800 × 980	φ950 × 1220	φ960 × 1420	φ1060 × 1650	φ1080 × 2000	φ1200 × 2280	φ1300 × 2280	φ1220 × 3360
转速(r/min)	Rotate speed	46	46	42	36	36	34	34	33	32	30	28	28
功率(kW)	Power	0.55	0.75	0.75	1.1	1.5	2.2	3	4	5.5	7.5	7.5	11
蒸汽压力(Mpa)	steam pressure	0.4-0.6	0.4-0.6	0.4-0.6	0.4-0.6	0.4-0.6	0.4-0.6	0.4-0.6	0.4-0.6	0.4-0.6	0.4-0.6	0.4-0.8	0.4-0.6
外形尺寸(mm) 长 × 宽 × 高	Overall dimensions	1030 × 730 × 1030	1100 × 800 × 1140	1120 × 860 × 1170	1520 × 1100 × 1300	1750 × 1200 × 1500	2050 × 1300 × 1700	2300 × 1300 × 1800	2500 × 1400 × 1800	2900 × 1400 × 1900	3200 × 1820 × 2100	3200 × 1930 × 2200	4300 × 1900 × 2100



通江洗涤机械
TONGJIANG WASHING MACHINE



◆ GX全不锈钢工业洗衣机系列

GX all-stainless steel industrial washing machine series

GX全不锈钢水洗衣机系列

GX all-stainless steel washing machine series



100Kg-150Kg全不锈钢工业洗衣机 / 水洗衣机
100Kg-150Kg Stainless Steel Industrial
Washing Machine/Washing Machine



100Kg-150Kg全不锈钢工业洗衣机 / 水洗衣机
100Kg-150Kg Stainless Steel Industrial
Washing Machine/Washing Machine



200Kg-400Kg全不锈钢工业洗衣机 / 水洗衣机
200Kg-400Kg Stainless Steel Industrial
Washing Machine/Washing Machines



200Kg-400Kg全不锈钢变频调速洗染机
200kg-400kg Full-Stainless Steel Frequency
Conversion Speed Regulating And Dyeing Machine

主要特点

- 采用卧式滚筒型，内外筒均采用优质不锈钢板精制而成，平整光亮、耐腐蚀，对织物的磨损小且无损伤，机器使用寿命长；
- 内筒门盖均装有不锈钢安全锁紧机构，外筒门盖设有电源互锁装置，运转安全可靠；
- 采用三角胶带传动，振动小、运转平稳、经久耐用。

Main Features

- * Adopting the horizontal cylinder type, the internal and external section are made of high quality stainless steel, level it bright, able to bear comoding, high wear resistance and not damage it, long performance life.
- * There are incorporated lock on the inner door and electronic interlock on the shell door. It is safe and reliable in running.
- * Be driven with belt, small vibration, turn round steady, durable.

洗衣机主要技术参数

Main Technical Parameter

型号	Type	GX-10	GX-15	GX-20	GX-30	GX-50	GX-70	GX-100	GX-150	GX-200	GX-250	GX-300	GX-400
最大洗涤量(kg)	Max. washing capacity	10	15	20	30	50	70	100	150	200	250	300	400
滚筒尺寸(mm) (内径×长度)	Drum dimensions	φ480 ×600	φ540 ×680	φ600 ×700	φ660 ×800	φ800 ×980	φ950 ×1220	φ960 ×1420	φ1060 ×1650	φ1080 ×2000	φ1200 ×2280	φ1300 ×2280	φ1220 ×3360
转速(r/min)	Rotate speed	46	46	42	36	36	34	34	33	32	30	28	28
功率(kW)	Power	0.55	0.75	0.75	1.1	1.5	2.2	3	4	5.5	7.5	7.5	11
蒸汽压力(Mpa)	steam pressure	0.4-0.6	0.4-0.6	0.4-0.6	0.4-0.6	0.4-0.6	0.4-0.6	0.4-0.6	0.4-0.6	0.4-0.6	0.4-0.6	0.4-0.6	0.4-0.6
外形尺寸(mm) 长×宽×高	Overall dimensions	1030 ×730 ×1030	1100 ×800 ×1140	1120 ×880 ×1170	1520 ×1100 ×1300	1750 ×1200 ×1500	2050 ×1300 ×1700	2300 ×1300 ×1800	2500 ×1400 ×1800	2900 ×1400 ×1900	3200 ×1820 ×2100	3200 ×1930 ×2200	4300 ×1900 ×2100



通江洗涤机械
TONGJIANG WASHING MACHINE



◆ SS75工业脱水机系列

SS75 industrial dewatering machine series



φ 500脱水机
φ 500 Dewatering Machine

主要特点

- 独特的三足悬摆式结构，可避免因载重不平衡而产生的震动；
- 转胆采用不锈钢板精制而成，坚固耐用；
- 特有制动开合臂装置，制动性能良好，安全可靠；
- 采用三角带传动，由电机带动起步轮，缓步启动至正常运转，运转平稳无振动。

Main Features

- * Independent three legs suspended instruction can avoid shock caused by unbalanced loaded
- * The roller is made of good quality stainless, strong and durable
- * Applied with brake system, safe and reliable performance.
- * Adopt a sticky tape of trigonometry of transmission, it is driven the wheel by the electrical machinery to start. Walk unhurriedly and start to the normal rotational speed. Turning round with no vibration, but steadily.



φ 600- φ 1200脱水机
φ 600- φ 1200 Dewatering Machine



φ 1500-φ 2000脱水机
φ 1500-φ 2000 Dewatering Machine



主要特点

SS系列脱水机选用优质不锈钢材料制成，性能优良，运转平稳，脱水率高，其中SWE301系列大容量脱水机是引用西德技术、按国际标准制作而成，为国内首创，具有容量大，耗能小等特点。有完善的防震、定时、自动和安全控制系统。

Main Features

SS Series dewatering machine is made of high quality stainless steel. Superior performance, smooth running. High dewatering rate. The SWE301-1500 large capacity hydro extractor adopts the west Germany technique and in accordance with national standard, which makes it pioneer in domestic. They have the characteristics of big capacity and low consumption etc. But having the perfect quakeproof, timing, auto controls the system with the safety.

脱水机主要技术参数 Main Technical Parameter

型号 Type	SS752-500	SS752-600	SS753-800	SS751-1000	SS754-1200	SWE301-1500	SWE301-1800	SWE301-2000
技术参数 Pated voltage								
转鼓直径(mm) Diameter of drum	500	600	800	1000	1200	1500	1800	2000
转鼓高度(mm) High of drum	260	300	340	380	480	600	850	900
主轴转速(r/min) Speed of drum	1000	1000	910	800	750	750	650	550
电机功率(Kw) Motor power	1.1	2.2	4	5.5	7.5	10	12	15
最大容量(Kg) Max.capacity	25	45	80	130	220	500	800	1000
外形尺寸(mm) Overall dimension	1000 × 1000 × 650	1250 × 1250 × 700	1500 × 1500 × 800	1800 × 1800 × 900	2000 × 2000 × 1000	2550 × 1950 × 1400	2300 × 2350 × 1550	2350 × 2400 × 1600



通江洗涤机械
TONGJIANG WASHING MACHINE



◆ SWA801工业烘干机系列

SWA801 industrial drying machine series



120kg新型快速烘干机
120kg New Fast Drying Machine



120kg新型节能烘干机
120kg New Energy-saving Drying Machine

主要特点

- ◎采用自动控制装置，只需选择烘干时间，即可自动正反转完成整个烘干过程，并停机警报。
- ◎转桶采用优质不锈钢制造，美观光滑，持久耐用。
- ◎大开门设计，并配有较大的钢化视镜玻璃，随时可观看衣物烘干情况，180°开门，方便装卸衣物。
- ◎三角带传动，运转平稳，噪音低，安全可靠。
- ◎箱柜式结构，结构紧凑，占地面积小。

Main Features

- * Adopt the automatically controlled, only need to regulate good time through the control panel, it can finish drying the course entirely automamatically, stop alarm.
- * Drum is made of all stainless steel, beautiful and smooth, durable.
- * Big door, equipped with large toughened glass, available in watching clothes during drying time, open the door greatly and easily open the door in 180 degree to draw the clothes.
- * Triangle belt, smooth operation, low noise, safe and reliable.
- * Box cabinet structure, compact structure, cover a small area.



通江洗涤机械
TONGJIANG WASHING MACHINE



10Kg-30Kg烘干机
10Kg-30Kg Tumble Dryer



50Kg-150Kg烘干机
50Kg-150Kg Drying Machine

烘干机主要技术参数
Main Technical Parameter

型号 Type	外型尺寸 Overall dimension (mm)	内胆尺寸 Drum dimension (mm)	电机功率 Motor power (kW)	风机功率 Motor power of exhaust fan (kW)	电加热功率 Electric heating power (kW)	转速 Rotate speed (r/min)	蒸汽压力 Steam pressure (Mpa)	备注 Note
SWA801-10	700X1100X1340	φ 640X560	0.55	0.55	7.2	46	0.4-0.6	
SWA801-15	900X1200X1500	φ 760X560	0.75	0.75	10.8	35	0.4-0.6	
SWA801-30	1100X1450X1900	φ 950X860	1.1	1.1	18	32	0.4-0.6	电加热型和蒸汽型 Electric & steam type
SWA801-50	1320X1700X2200	φ 1160X1000	1.5	1.5	21	32	0.4-0.6	
SWA801-100	1500X1800X2390	φ 1320X1100	2.2	2.2	39	30	0.4-0.6	
SWA801-100(双)	1620X1800X2410	φ 1500X1000	2.2	2X1.5	-	30	0.4-0.6	双引风 Double draft
SWA801-120	1620X1850X2410	φ 1500X1080	2.2	2X1.5	-	28	0.4-0.6	
SWA801-120(新)	1650X1900X2470	φ 1470X1180	2.2	2X2.2	-	26	0.4-0.6	双引风 Double draft
SWA801-120(台)	2100X1900X2380	φ 1470X1180	2.2	2X2.2	-	26	0.4-0.6	
SWA801-150	1740X1900X2550	φ 1600X1160	3	2X2.2	-	27	0.4-0.6	
SWA801-180(港)	1900X1850X2650	φ 1800X1100	4	2X2.2	-	24	0.4-0.6	
SWA801-30T	1100X1450X1900	φ 950X800	1.1	1.1	-	32	-	天然气型，两个燃烧头 Gas type with two combustion heads
SWA801-50T	1320X1700X2200	φ 1160X1000	1.5	1.5	-	32	-	
SWA801-100T	1485X1800X2360	φ 1320X1100	2.2	2.2	-	30	-	天然气型，四个燃烧头 Gas type with four combustion heads
SWA801-120T	1620X1850X2400	φ 1500X1080	2.2	2.2	-	28	-	
SWA801-150T	1740X1900X2600	φ 1600X1160	3	2.2	-	27	-	



◆ SWA801 不锈钢烘干机系列

SWA801 stainless steel dryer series



15Kg-30Kg 烘干机
15Kg-30Kg Drying Machine



50Kg-150Kg 烘干机
50Kg-150Kg Drying Machine

主要特点

- 采用自动控制装置，只需选择烘干时间，即可自动正反运转完成整个烘干过程，并停机警报。
- 转桶采用优质不锈钢制造，美观光滑，持久耐用。
- 大开门设计，并配有较大的钢化视镜玻璃，随时可观看衣物烘干情况，180° 开门，方便装卸衣物。
- 三角带传动，运转平稳，噪音低，安全可靠。
- 箱柜式结构，结构紧凑，占地面积小。

Main Features

- * Adopt the automatically controlled, only need to regulate good time through the control panel, it can finish drying the course entirely automatically, stop alarm.
- * Drum is made of all stainless steel, beautiful and smooth, durable.
- * Big door, equipped with large toughened glass, available in watching clothes during drying time, open the door greatly and easily open the door in 180 degree to draw the clothes.
- * Triangle belt, smooth operation, low noise, safe and reliable.
- * Box cabinet structure, compact structure, cover a small area.



180Kg港式烘干机
180Kg Hong Kong Drying Machine



烘干机散热器
Drying Machine Radiator

烘干机主要技术参数
Main Technical Parameter

型号 Type	外型尺寸 Overall dimension (mm)	内层尺寸 Drum dimension (mm)	电机功率 Motor power (kW)	风机功率 Motor power of exhaust fan (kW)	电加热功率 Electric heating power (kW)	转速 Rotate speed (r/min)	蒸汽压力 Steam pressure (Mpa)	备注 Note
SWA801-10	700X1100X1340	φ640X560	0.55	0.55	7.2	46	0.4-0.6	
SWA801-15	900X1200X1500	φ760X560	0.75	0.75	10.8	35	0.4-0.6	
SWA801-30	1100X1450X1900	φ950X860	1.1	1.1	18	32	0.4-0.6	电加热型和蒸汽型 Electric & steam type
SWA801-50	1320X1700X2200	φ1160X1000	1.5	1.5	21	32	0.4-0.6	
SWA801-100	1500X1800X2390	φ1320X1100	2.2	2.2	39	30	0.4-0.6	
SWA801-100(双)	1620X1800X2410	φ1500X1000	2.2	2X1.5	-	30	0.4-0.6	双引风 Double draft
SWA801-120	1620X1850X2410	φ1500X1080	2.2	2X1.5	-	28	0.4-0.6	
SWA801-120(新)	1650X1900X2470	φ1470X1180	2.2	2X2.2	-	26	0.4-0.6	
SWA801-120(合)	2100X1900X2380	φ1470X1180	2.2	2X2.2	-	26	0.4-0.6	双引风 Double draft
SWA801-150	1740X1900X2550	φ1600X1160	3	2X2.2	-	27	0.4-0.6	
SWA801-180(增)	1900X1850X2650	φ1800X1100	4	2X2.2	-	24	0.4-0.6	
SWA801-30T	1100X1450X1900	φ950X800	1.1	1.1	-	32	-	天然气型，两个燃烧头 Gas type with two combustion heads
SWA801-50T	1320X1700X2200	φ1160X1000	1.5	1.5	-	32	-	
SWA801-100T	1485X1800X2360	φ1320X1100	2.2	2.2	-	30	-	天然气型，四个燃烧头 Gas type with four combustion heads
SWA801-120T	1620X1850X2400	φ1500X1080	2.2	2.2	-	28	-	
SWA801-150T	1740X1900X2600	φ1600X1160	3	2.2	-	27	-	



通江洗涤机械
TONGJIANG WASHING MACHINE



◆ XTQ全自动洗脱机系列

XTQ automatic washing-dewatering machine series



30Kg-70Kg全自动洗脱机
30Kg-70Kg Automatic Washing-dewatering Machine



100Kg全自动洗脱机
100Kg Automatic Washing-dewatering Machine

主要特点

- 采用触摸式可编程微电脑自动控制，具有自动化程度高，安全稳定，抗震动性强等优点。
- 采用了国际最先进的缸体全悬浮结构避震，由原来硬性冲击设计改为压缩弹簧加液压阻尼器组合避震结构，使机器在高楼层房壁工作也能达到避震效果。
- 转筒采用优质不锈钢制作，抗腐蚀能力强，经久耐用。
- 本机为全封闭型，前面装卸布草，后面进水，进汽，排水，无污染环境现象。
- 采用专用变频电机和名牌变频器，使机器运转各程序转速平稳可靠。

Main Features

- * Automatic and programmable controlling system with touching screen, which has character of reliable, high degree of automation and good aseismatic.
- * The most advanced international suspension structure to absorb vibration, improved the vibration absorbing structure from hard impact into hydraulic damper spring compression, that the machine will get no vibration even in the building of skyscraper.
- * Drum is made of stainless steel, corrosion resistance and durable.
- * All closed, front loading and unloading, water inlet and outlet at the back of machine.
- * Using high precision converter motor and famous brand frequency inverters, the machine running smooth and reliable.



通江洗涤机械
TONGJIANG WASHING MACHINE



120Kg全自动洗脱机
120Kg Automatic Washing-dewatering Machine



后传动局部图
Partial Picture of Rear Transmission

全自动洗脱机主要技术参数
Automatic Washing-dewatering Machine

型号 Type		XTQ-10	XTQ-15	XTQ-20	XTQ-30	XTQ-50	XTQ-70	XTQ-100	XTQ-120
额定容量 Rated capacity									
最小 Min.	kg	8	10	15	20	35	50	70	90
最大 Max.	kg	10	15	20	30	50	70	100	120
转笼 Drum									
直径 Diameter	mm	520	636	700	900	1080	1080	1200	1300
径深 Diameter deepness	mm	400	470	500	500	575	730	856	900
外形尺寸 Overall dimension									
高 Height	mm	1260	1300	1400	1635	1800	1800	2030	2100
长 Length	mm	1070	1240	1260	1460	1610	1760	1990	2195
宽 Width	mm	830	1000	1050	1400	1550	1550	1690	1790
转笼速度 Drum speed									
洗涤转速 Washing rotate speed	r/min	45	45	45	36	35	33	31	30
均布转速 Uniformity speed	r/min	100	90	85	80	75	70	65	60
中脱 Mid speed	r/min	500	450	450	420	380	350	310	310
高脱 High speed	r/min	960	890	890	780	760	680	680	650
电机功率 Motor Power	Kw	1.1	1.5	2.2	3	4	5.5	7.5	11
排水阀 Draining valve									
排水阀 Draining valve	mm	φ 50	φ 70	φ 70	φ 100	φ 100	φ 100	φ 140	φ 100-2
进水管 Filling with water									
热水管 Hot water pipe		3/4"	3/4"	3/4"	1 1/2"	1 1/2"	1 1/2"	1 1/2"	2"
冷水管 Cold water pipe		3/4"	3/4"	3/4"	1 1/2"	1 1/2"	1 1/2"	1 1/2"	2"
蒸汽管 Steam pipe									
蒸汽管 Steam pipe		3/4"	3/4"	3/4"	1"	1"	1"	1"	1 1/2"
电源 Power supply									
电源 Power supply		Standard:380+N-3PH-50Hz							



通江洗涤机械
TONGJIANG WASHING MACHINE



◆ YPA工业烫平机系列

YPA ironing machine series



YPAⅢ-2500~3300三滚烫平机(平烫机)


YPAⅢ-2500~3300 Three Rollers Ironing Machine

主要特点


- ◎ 本机采用变频调速，用户可根据不同织物的需要及熨平状况选用合适的熨平速度。
- ◎ 采用烘筒通压力蒸汽的办法或红外线电加热石英管，加热滚筒表面，热效率较高。
- ◎ 本机采用减速机减速，速比大，超负荷能力强，噪音低。
- ◎ 采用链条传动，具有较大的承载能力。
- ◎ 织物输送系统采用宽皮带，避免宽幅帆布在传动中难于解决的游动现象。
- ◎ 各滚筒之间具有一定的速差，熨平效果更好。
- ◎ 烘筒的蒸汽进口采用旋转接头密封无漏气，使用寿命长。
- ◎ 本公司已成功研制四、五、六滚熨平机，用户可根据具体情况对熨平机进行升级改造。
- ◎ 本系列机型具有蒸汽加热和电加热两种加热形式可供选择。

Main Features

- * The machine adopts speed-adjusted, users can choose ironing speed according to different fabrics and pressed conditions.
- * Using pressure steam cylinder or infrared quartz tube, to heat drum surface, high heating efficiency.
- * The machine adopts stroter to make the gear running down, with high speed rate, high efficiency over-loading ability and low noise.
- * Driving by chains, that can bear a very heavy loading.
- * Using wide conveyor belt for the cylinder adopts rotary connections for sealing to avoid the flowing phenomenon during the period of transmission.
- * Each cylinder possesses different speeds, which makes the efficiency better.
- * The steam input of the cylinder adopts rotary connections for sealing to avoid steam leaking, with longer life.
- * We have successfully developed four, five and six cylinders ironing machine, customers could upgrading the ironing machine according to your requirements.
- * Steam heated or electric ones are available.



YPA II -1800 ~ 3300双滚烫平机
YPA II -1800 ~ 3300 Double Roller Ironing Machine



YPA I -1800 ~ 3300单滚烫平机
YPA I -1800 ~ 3300 Single Roller Ironing Machine

烫平机主要技术参数
Main Technical Parameter

型号 Type	外型尺寸 Overall dimension (mm)	滚筒尺寸及数量 Roller dimension(mm) and quantity	电机功率 Motor power (kW)	电加热功率 Electric heating power (kW)	熨烫速度 Rotate speed (r/min)	蒸汽压力 Steam pressure (Mpa)	备注 Note
YPA I -1800	2800 × 1400 × 1330	φ800 × 1800/1	0.75	24	0-7	0.4-0.6	
YPA I -2500	3500 × 1400 × 1330	φ800 × 2500/1	0.75	30	0-7	0.4-0.6	
YPA I -2800	3800 × 1400 × 1330	φ800 × 2800/1	0.75	36	0-7	0.4-0.6	电加热型和蒸汽型 Electric or steam type
YPA I -3000D	4000 × 1400 × 1330	φ800 × 2800/1	0.75	36	0-7	-	
YPA II -2800D	3800 × 2400 × 1330	φ800 × 2800/2	1.5	72	0-20	-	
YPA II -3000	4000 × 2400 × 1330	φ800 × 3000/2	1.5	-	0-20	0.4-0.6	
YPA III -3000	4000 × 3400 × 1330	φ800 × 3000/3	2.2	-	0-26	0.4-0.6	
YPA IV -3000	4000 × 4750 × 1330	φ800 × 3000/4	3	-	0-26	0.4-0.6	可拆开、折叠运输 Detachable, folded transport
YPA V -3000	4000 × 5750 × 1330	φ800 × 3000/4	4	-	0-26	0.4-0.6	

滚筒长度规格较多，用户可根据情况任意选择。
Dimension of ironing roller can be customized.



◆ 成衣染色机系列

Garment dyeing machine series



成衣染色机
Colthes Dyeing Machine

主要特点

- 该系列机器采用不锈钢制造，机械调速。具有无噪音、调速方便等优点；
- 适用于麻、棉、人造丝、混纺的无缝内衣、丝袜、丝巾等；
- 浆叶正反方向搅拌染液，使染物成浮染状态，染色均匀、渗透力强，不易损伤染物。实为成衣染色灵活运作的理想的染色之设备。

Main Features

- * This series of machines are made of stainless steel and controlled by machinery. It has the advantages of no noise, convenient speed regulation and so on;
- * It is suitable for linen, cotton, rayon, blended seamless underwear, silk stockings, silk and so on;
- * The positive and negative direction of the blade mixing dye, dye dye into floating state, dyeing uniformity, strong penetration, is not easy to damage the fabric. It is the ideal dyeing equipment for the flexible operation of garment dyeing.

□ 成衣染色机主要技术参数

Main Technical Parameter

型号 Type(kg)	功率 Power (kW)	外形尺寸 Overall dimensions (mm)	有效尺寸 Effective size (mm)	净机重量 Net weight (kg)
300	5.5	3200X2300X2300	2500X2250X1350	2000
250	4	3100X2240X2250	2400X2100X1200	1550
200	3	2850X2040X2150	2200X1900X1100	1300
150	2.2	2550X1820X1800	1830X1720X1060	1100
100	2.2	2400X1700X1700	1630X1600X900	900
50	1.5	2000X1300X1500	1400X1200X800	400
30	1.5	1800X1080X1300	1200X1000X700	300
2.5.8三合打样机	1.1	1220X670X900	2kg、5kg、8kg	200

仅供参考，以机器的实际情况为准。
For reference only, the actual situation of the machine shall prevail.



◆ 卫生隔离式洗衣机

Hygiene barrier washer extractor machine series



卫生隔离式洗衣机

Hygiene Barrier Washer Extractor Series

主要特点

卫生隔离式洗衣机理念将洗衣房分成了洁净区和非洁净区两个独立的操作区间。洗涤物由位于非洁净区一侧的机门装入，洗涤完毕后从位于洁净区一侧的机门取出。防止洗涤物由于从非洁净区装载和出料引起的交叉污染，是无尘工业和医院洗衣房的理想解决方案。

Main Features

Barrier washers separate the laundry operation into a solid side and a clean side Laundry to be processed is loaded from the solid side of the washer and unloaded from the clean side As a result, A barrier washer is a ideal solution for fighting nosocomial infections in health care institutions. We also offer clean-room models that ensure the dust-free environment required in micro- electronics industry as well as in photoelectric manufacture.

□ 卫生隔离式洗衣机主要技术参数

Hygiene Barrier Washer Extractor Machine Main Technical Parameter

型号	Type	Company	BW100	BW50	BW30
额定容量(最大)	Rated capacity(Max)	kg	100	50	30
内胆尺寸	Liner size	mm	φ1220 × 853	φ900 × 800	φ800 × 600
电源	Power supply	V / P / HZ	380/3/50	380/3/50	380/3/50
电机功率	Motor power	KW	7.5	5.5	4
接口	Connection				
冷水	Cold water	DN	2"	1½"	1½"
热水	Hot water	DN	2"	1½"	1½"
蒸汽	Steam	DN	1"	¾"	¾"
外形尺寸	Overall Size				
宽度	Width	mm	1860	1580	1380
深度	Depth	mm	1860	1580	1380
高度	Height	mm	2165	1900	1700



通江洗涤机械
TONGJIANG WASHING MACHINE



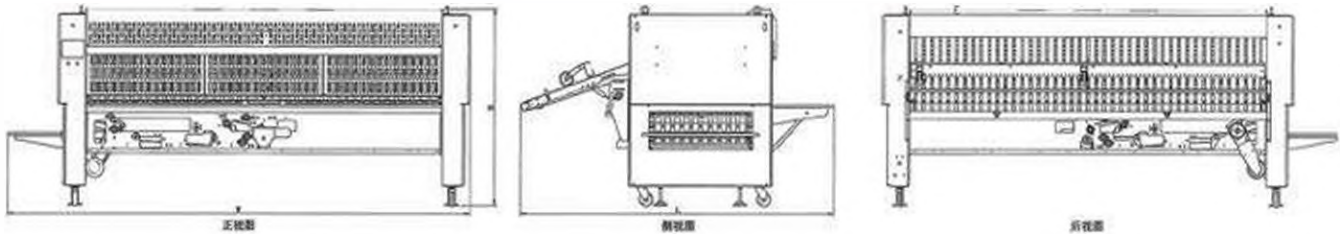
◆ ZD工业折叠机系列
ZD industrial folding machine series



ZD工业折叠机
ZD Industrial Folding Machine Series



ZD工业折叠机
ZD Industrial Folding Machine Series



主要特点

- 1 PLC控制系统, 大液晶触摸屏, 动态显示折叠状态, 可实现人机对话功能, 内储5套自动折叠程序。
- 2 两横三纵折叠功能, 前三折用气刀, 后两折用机械折刀, 可实现最多5折32层折叠。
- 3 两套独立的驱动电机, 由变频器控制, 折叠速度在50米/min内无极可调功能, 每小时可折叠1000条床单。
- 4 高品质的静电消除棒, 所有导布辊都做了特殊的防静电处理, 有效减少布草上的静电, 降低了布草起卷、起皱等问题, 提高折叠率, 增加机器的可靠性和稳定性。
- 5 所有光、电、轴承、变频器等元器件均采用日本、欧洲等进口件配套, 提高了机器的稳定性和耐用性。

Main Features

- 1 PLC control system, intelligent touch screen, Dynamic display folding condition can realize man-machine dialog and reserve 5 sets of folding program.
- 2 Two horizontal with three vertical function, First 3 step by Pneumatic fold, Later two step by mechanical folding knife can realize maximum 5 with 32 layer folding.
- 3 Two sets of independent drive motor control by inverter, It's infinitely adjustable function within 50m/min folding speed per hour can realize fold article 1000 sheets per hour.
- 4 High quality anti-static eliminate stick, all the guide roller with special destaticization to reduce static from linen effectively Reduces clothes grass wrinkles and enhance the rate of folding, increase the reliability and stability of the machine.
- 5 All light, electricity, bearings, variable frequency components all imported from Japan and European imported supporting, increase the stability and durability of machine.

工业折叠机主要技术参数

Main Technical Parameter

规格型号	Specification model	单位 Unit	ZD-3000V	ZD-3300V
最大折叠宽度	Maximum folding width	mm	3000	3300
最多折叠层次	Maximum folding hierarchy	次/层	5/32	5/32
最大折叠速度	Maximum folding speed	m/min	50	50
额定电压	Rated voltage	V/Hz	380/50	380/50
电机功率	Motor power	Kw	1.87	1.87
进气管径	Inlet diameter	mm	φ12	φ12
最低进气压力	Minimum inlet pressure	Mpa	0.7	0.7
耗气量	Gas consumption	m ³ /min	1.2	1.2
外形尺寸	Outline size	mm	4160 × 2930 × 1750	4460 × 2930 × 1750
整机重量	Weight	kg	1430	1630



◆ 氯洗机\泡洗机系列

Chlorine washing machine \ Foam washing machine series



氯洗机、泡洗机

Chlorine Washing Machine\Foam Washing Machine



封闭式氯洗机、泡洗机

Closed Chlorine Washing Machine\Foam Washing Machine

主要特点

- 采用卧式滚筒型，内外筒均采用优质不锈钢板精制而成，平整光亮、耐腐蚀，对织物的磨损小且无损伤，机器使用寿命长；
- 内筒门盖均装有不锈钢安全锁紧机构，外筒门盖设有电器互锁装置，运转安全可靠；
- 采用三角胶皮带传动，振动小、运转平稳、经久耐用。

Main Features

- * Adopting the horizontal cylinder type, the internal and external section are made of high quality stainless steel, level it bright, able to bear comoding, high wear resistance and not damage it, long performance life.
- * There are incorporated lock on the inner door and electronic interlock on the shell door. It is safe and reliable in running.
- * Be driven with belt, small vibration, turn round steady, durable.

□ 氯洗机\泡洗机主要技术参数

Main Technical Parameter

型号	Type	GX-10	GX-15	GX-20	GX-30	GX-50	GX-70	GX-100	GX-150	GX-200	GX-250	GX-300	GX-400
最大洗涤量 (kg)	Max washing capacity	10	15	20	30	50	70	100	150	200	250	300	400
滚筒尺寸(mm) (内径×长度)	Drum dimensions	φ480 ×600	φ540 ×680	φ600 ×700	φ680 ×800	φ800 ×980	φ950 ×1220	φ960 ×1420	φ1080 ×1650	φ1080 ×2000	φ1200 ×2280	φ1300 ×2280	φ1220 ×3380
转速(r/min)	Rotate speed	46	48	42	36	36	34	34	33	32	30	28	28
功率(kW)	Power	0.55	0.75	0.75	1.1	1.5	2.2	3	4	5.5	7.5	7.5	7.5
蒸汽压力(Mpa)	steam pressure	0.4-0.6	0.4-0.6	0.4-0.6	0.4-0.6	0.4-0.6	0.4-0.6	0.4-0.6	0.4-0.6	0.4-0.6	0.4-0.6	0.4-0.6	0.4-0.6
外形尺寸(mm) 长×宽×高	Overall dimensions	1030 ×730 ×1030	1100 ×800 ×1140	1120 ×860 ×1170	1520 ×1100 ×1300	1750 ×1200 ×1500	2050 ×1300 ×1700	2300 ×1300 ×1800	2500 ×1400 ×1800	2900 ×1400 ×1900	3200 ×1820 ×2100	3200 ×1830 ×2200	4250 ×1850 ×2200



◆ 乳胶烘干机系列

Latex dryer series

主要特点

- 采用自动控制装置，只需选择烘干时间，即可自动正反转完成整个烘干过程，并停机警报。
- 转桶采用优质不锈钢制造，美观光滑，持久耐用。
- 大开门设计，并配有较大的钢化视镜玻璃，随时可观看衣物烘干情况，180°开门，方便装卸衣物。
- 三角带传动，运转平稳，噪音低，安全可靠。
- 箱体式结构，结构紧凑，占地面积小。

Main Features

- * Adopt the automaticly controlled, only need to regulate good time through the control panel, it can finish drying the course entirely automamatically, stop alarm.
- * Drum is made of all stainless steel, beautiful and smooth, durable.
- * Big door, equipped with large toughened glass, available in watching clothes during drying time, open the door greatly and easily open the door in 180 degree to draw the clothes.
- * Triangle belt, smooth operation, low noise, safe and reliable.
- * Box cabinet structure, compact structure, cover a small area.



乳胶烘干机
Latex Dryer

□ 烘干机主要技术参数

Main Technical Parameter

型号 Type	外型尺寸 Overall dimension (mm)	内胆尺寸 Drum dimension (mm)	电机功率 Motor power (kW)	风机功率 Motor power of exhaust fan (kW)	电加热功率 Electric heating power (kW)	转速 Rotate speed (r/min)	蒸汽压力 Steam pressure (Mpa)	备注 Note
SWA801-10	700X1100X1340	φ640X560	0.55	0.55	7.2	46	0.4-0.6	电加热型和蒸汽型 Electric & steam type
SWA801-15	900X1200X1500	φ760X560	0.75	0.75	10.8	35	0.4-0.6	
SWA801-30	1100X1450X1900	φ950X860	1.1	1.1	18	32	0.4-0.6	
SWA801-50	1320X1700X2200	φ1160X1000	1.5	1.5	21	32	0.4-0.6	
SWA801-100	1500X1800X2390	φ1320X1100	2.2	2.2	39	30	0.4-0.6	
SWA801-100(双)	1620X1800X2410	φ1500X1000	2.2	2X1.5	-	30	0.4-0.6	双引风 Double draft
SWA801-120	1620X1850X2410	φ1500X1080	2.2	2X1.5	-	28	0.4-0.6	
SWA801-120(断)	1650X1900X2470	φ1470X1180	2.2	2X2.2	-	26	0.4-0.6	双引风 Double draft
SWA801-120(合)	2100X1900X2380	φ1470X1180	2.2	2X2.2	-	26	0.4-0.6	
SWA801-150	1740X1900X2550	φ1600X1160	3	2X2.2	-	27	0.4-0.6	
SWA801-180(潜)	1900X1850X2650	φ1800X1100	4	2X2.2	-	24	0.4-0.6	天然气型，两个燃烧头 Gas type with two combustion heads
SWA801-30T	1100X1450X1900	φ950X800	1.1	1.1	-	32	-	
SWA801-50T	1320X1700X2200	φ1160X1000	1.5	1.5	-	32	-	
SWA801-100T	1485X1800X2360	φ1320X1100	2.2	2.2	-	30	-	天然气型，四个燃烧头 Gas type with four combustion heads
SWA801-120T	1620X1850X2400	φ1500X1080	2.2	2.2	-	28	-	
SWA801-150T	1740X1900X2600	φ1600X1160	3	2.2	-	27	-	



◆ SGXH型全自动全封闭环保干洗机系列

SGXH full automatic full closed environmental protection dry cleaning machine series



主要特点

SGXH系列全封闭带制冷回收环保干洗机引进国外先进技术并采用全悬浮技术以及微电脑全自动变频控制电器,具有外观新颖,操作简便,噪音低,环保无污染,能源消耗小,溶剂回收率高等特点,具有一条龙洗涤,是洗涤行业中超前产品。

Main Features

SGXH series full enclosed with refrigeration recycle environment dry cleaning machine have the introduction of foreign advanced technology,suspension technology and fully automatic of novel appearance,simple operation, low noise,environmental with no pollution,low energy consumption,high solvent recycling rate! It's the advanced product in the washing industry.

□ 干洗机主要技术参数

Main Technical Parameter

项目	Project	单位 Unit	SGXH-8-10	SGXH-12-15
洗衣容量(干件)	Laundry capacity (dry parts)	Kg	8-10	12-15
洗涤液	Washing liquid	C ₂ CL ₄	四氯乙烯 perchloroethylene	四氯乙烯 perchloroethylene
额定电压	Rated voltage	V	220/380	220/380
主电机功率	Main motor power	kW	1.5	1.5
风机功率	Fan power	kW	1.5	1.5
液泵功率	Liquid pump power	kW	0.55	0.55
甩干速度	Dry speed	r/min	800-1000	800-1000
外形尺寸(长×宽×高)	Dimension (LXWXH)	mm	1750×1200×1800	1750×1200×2050



◆ SZW系列全自动夹烫机

SZW series steam press machine



SZW1200气控自动水洗万能夹烫机
SZW1200 gas controlled automatic washing universal machines



SZW1250手动万能夹烫机
SZW1250 manual universal press machine

主要特点

SZW系列夹烫机适用于宾馆、饭店、部队、洗衣店、服装厂等企事业单位，对羊毛、合成纤维及棉、毛织物的裤缝、衣领等的定型烫加工，同时也可烫平小面积台布、餐巾、手帕等物品，主要用于干洗、水洗后织物的熨烫处理。该机操作简单，维护保养都很方便，实用性强。

Main Features

SZW series steam press machine is suitable for hotels, restaurants, army, laundry shops, garment factories and other enterprises; could finalize and iron the trousers slit and collar of wool/woolen and cotton fabrics after dry cleaning or water cleaning. Operating easily, maintaining conveniently and good practicability.

□ SZW型全自动夹烫机主要技术参数

Main Technical Parameter

型号 Model	烫烫部位	蒸汽压力 Steam pressure (Mpa)	蒸汽耗能 Steam consumption (kg/h)	压缩空气压力 Compressed air pressure (Mpa)	外形尺寸 Size (mm)	重量 Weight (Kg)	外配设置 Fitting
SZW-1250	万能	0.4-0.5	20	0.4-0.5	1200×1400×1400	250	蒸汽锅炉空压机 Steam boiler Air Compressor
SZW-1250	万能	0.4-0.5	20	0.4-0.5	1200×1400×1400	200	蒸汽锅炉
SZW-1200	万能	0.4-0.5	25	0.4-0.5	1350×1400×1300	260	蒸汽锅炉空压机 Steam boiler Air Compressor
SZW-500	肩背	0.4-0.5	15	0.4-0.5	1200×1400×1300	220	蒸汽锅炉空压机 Steam boiler Air Compressor
SZW-270	领袖	0.4-0.5	20	0.4-0.5	1200×1400×1300	230	蒸汽锅炉空压机 Steam boiler Air Compressor



整烫设备系列
Ironing equipment series



真空烫台
Vacuum ironing table



蒸汽发生器
Steam generator



人像机
Portrait Machine

整烫设备主要技术参数
Main Technical Parameter

型号 Model (真空烫台 Vacuum ironing table)	RZ-II
蒸汽工作压力 Mpa Work pressure of steam	0.4-0.6
耗气量 Kg/h Steam consumption	12
进气管道 (DN) mm Steam input pipe (DN)	15
出气管道 (DN) mm Steam output pipe (DN)	15
额定功率 KW Rated power	0.55
外形尺寸 (长×宽×高) mm Dimension (L×W×H)	1300×540×1550
整机重量 Kg Machine weight	108
型号 Model (人像机 Portrait machine)	YTT-B(220V,380V)
风机功率 Kw Fan power	0.37
台面尺寸 mm Table size	800×1400
外形尺寸 (长×宽×高) mm Dimension (L×W×H)	1400×960×1050
整机重量 Kg Machine weight	100



Алматы (727)345-47-04
Ангарск (3955)60-70-56
Архангельск (8182)63-90-72
Астрахань (8512)99-46-04
Барнаул (3852)73-04-60
Белгород (4722)40-23-64
Благовещенск (4162)22-76-07
Брянск (4832)59-03-52
Владивосток (423)249-28-31
Владикавказ (8672)28-90-48
Владимир (4922)49-43-18
Волгоград (844)278-03-48
Вологда (8172)26-41-59
Воронеж (473)204-51-73
Екатеринбург (343)384-55-89

Россия +7(495)268-04-70

Иваново (4932)77-34-06
Ижевск (3412)26-03-58
Иркутск (395)279-98-46
Казань (843)206-01-48
Калининград (4012)72-03-81
Калуга (4842)92-23-67
Кемерово (3842)65-04-62
Киров (8332)68-02-04
Коломна (4966)23-41-49
Кострома (4942)77-07-48
Краснодар (861)203-40-90
Красноярск (391)204-63-61
Курск (4712)77-13-04
Курган (3522)50-90-47
Липецк (4742)52-20-81

Казахстан +7(727)345-47-04

Магнитогорск (3519)55-03-13
Москва (495)268-04-70
Мурманск (8152)59-64-93
Набережные Челны (8552)20-53-41
Нижний Новгород (831)429-08-12
Новокузнецк (3843)20-46-81
Ноябрьск (3496)41-32-12
Новосибирск (383)227-86-73
Омск (3812)21-46-40
Орел (4862)44-53-42
Оренбург (3532)37-68-04
Пенза (8412)22-31-16
Петрозаводск (8142)55-98-37
Псков (8112)59-10-37
Пермь (342)205-81-47

Беларусь +(375)257-127-884

Ростов-на-Дону (863)308-18-15
Рязань (4912)46-61-64
Самара (846)206-03-16
Санкт-Петербург (812)309-46-40
Саранск (8342)22-96-24
Саратов (845)249-38-78
Севастополь (8692)22-31-93
Симферополь (3652)67-13-56
Смоленск (4812)29-41-54
Сочи (862)225-72-31
Ставрополь (8652)20-65-13
Сургут (3462)77-98-35
Сыктывкар (8212)25-95-17
Тамбов (4752)50-40-97
Тверь (4822)63-31-35

Узбекистан +998(71)205-18-59

Тольятти (8482)63-91-07
Томск (3822)98-41-53
Тула (4872)33-79-87
Тюмень (3452)66-21-18
Улан-Удэ (3012)59-97-51
Ульяновск (8422)24-23-59
Уфа (347)229-48-12
Хабаровск (4212)92-98-04
Чебоксары (8352)28-53-07
Челябинск (351)202-03-61
Череповец (8202)49-02-64
Чита (3022)38-34-83
Якутск (4112)23-90-97
Ярославль (4852)69-52-93

Киргизия +996(312)96-26-47

<https://tongyang.nt-rt.ru> || tgd@nt-rt.ru